

BoxLED XS Plus G15

LED modules for light advertising and backlighting



Areas of application

- Permanent outdoor use in enclosed light boxes
- Signage and illuminated advertising
- Backlighting of single and double-sided light boxes (side lighting)
- Wallwashing, cove lighting

Product benefits

- Uniform illumination thanks to optimized elliptical lenses
- Click and Play: quick and easy click-in of the LED modules, no tools needed
- Excellent module efficacy
- Very long lifetime
- 5 year guarantee

Product features

- Connected with flexible cables
- Type of protection (modules): IP66
- Special robust encapsulation
- CE marked



Product family datasheet

Technical data

Electrical data

Product description	Nominal voltage	Nominal wattage per LED module	Rated wattage	Reverse Voltage	Input voltage range
BX-XS-PL -765	12.0 V	1.9 W	60.00 W	13 V	12...13 V
BX-XS-PL -840	12.0 V	1.9 W	60.00 W	13 V	12...13 V
BX-XS-PL -830	12.0 V	1.9 W	60.00 W	13 V	12...13 V

Photometrical data

Product description	Color temperature	Color rendering index Ra	Light color (designation)	Light color LED	Luminous flux per module chain	Nominal useful luminous flux 90°
BX-XS-PL -765	6500 K	≥70	Cool White	White	4800 lm	124 lm
BX-XS-PL -840	4000 K	≥80	Daylight	White	4000 lm	100 lm
BX-XS-PL -830	3000 K	≥80	Warm White	White	4000 lm	91 lm

Product description	Rated useful luminous flux 90°	Luminous efficacy	Standard deviation of color matching
BX-XS-PL -765	124 lm	79 lm/W	≤3 sdc
BX-XS-PL -840	100 lm	66 lm/W	≤3 sdc
BX-XS-PL -830	91 lm	66 lm/W	≤3 sdc

Light technical data

Product description	Warm-up time (60 %)
BX-XS-PL -765	0.10 s
BX-XS-PL -840	0.10 s
BX-XS-PL -830	0.10 s

LED module information

Product description	Number of LEDs per module	Number of LED modules per chain	Minimum operable number of LED modules
BX-XS-PL -765	3	32	1
BX-XS-PL -840	3	32	1
BX-XS-PL -830	3	32	1

Product family datasheet

Dimensions & weight

Product description	Construction length	Rated width	Rated height	Product weight
BX-XS-PL -765	6083.0 mm	17.5 mm	14.50 mm	855.00 g ¹⁾
BX-XS-PL -840	6083.0 mm	17.5 mm	14.50 mm	855.00 g ¹⁾
BX-XS-PL -830	6083.0 mm	17.5 mm	14.50 mm	855.00 g ¹⁾

¹⁾ Per chain

Temperatures

Product description	Temperature range in operation	Temperature range at storage
BX-XS-PL -765	-25...80 °C ¹⁾	-25...85 °C
BX-XS-PL -840	-25...80 °C ¹⁾	-25...85 °C
BX-XS-PL -830	-25...80 °C ¹⁾	-25...85 °C

¹⁾ At the T_c point

Lifespan

Product description	Nominal lamp life time	Rated lamp life time	Number of switching cycles
BX-XS-PL -765	50000 h ¹⁾	50000 h	25000
BX-XS-PL -840	50000 h ¹⁾	50000 h	25000
BX-XS-PL -830	50000 h ¹⁾	50000 h	25000

¹⁾ At T_c 80 °C

Capabilities

Product description	Dimmable	Dimming range
BX-XS-PL -765	Yes	5...100 %
BX-XS-PL -840	Yes	5...100 %
BX-XS-PL -830	Yes	5...100 %

Certificates & standards

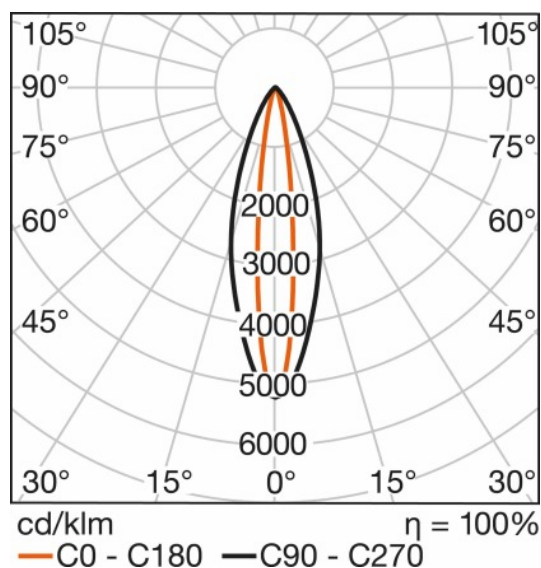
Product description	Energy consumption	Energy efficiency class	Type of protection
BX-XS-PL -765	2 kWh/1000h	A++	IP66
BX-XS-PL -840	2 kWh/1000h	A+	IP66
BX-XS-PL -830	2 kWh/1000h	A+	IP66

Product family datasheet

Logistical data

Product description	Temperature range at storage
BX-XS-PL -765	-25...85 °C
BX-XS-PL -840	-25...85 °C
BX-XS-PL -830	-25...85 °C

Light Distribution



BX-XS-PL -765, BX-XS-PL -840, BX-XS-PL -830

Application advice

For more detailed application information and graphics please see product datasheet.

Additional product information

- Installation of LED modules (with power supplies) needs to be made under consideration of all valid regulations and norms.
- Installation by qualified electrician only.
- Please see the relevant application guides and instructions sheets for more detailed safety and mounting information. Additional information is available on request.
- Complies with IEC/EN 61547
- Complies with IEC/EN 61000-3-2
- Complies with EN 55015, CISPR 15






Product family datasheet

- Complies with IEC/EN 61347-1
- Complies with IEC/EN 61347-2-13
- LED modules are dimmable by means of PWM (pulse width modulation). It is recommended using the following OSRAM control gears: OPTOTRONIC OT DIM or OPTOTRONIC 24 V power supplies with integrated 1...10 V dimming interface.
- Parallel connection is mandatory for safe electrical operation. Serial connection of LED modules is strongly discouraged. Unbalanced voltage drop in serial connection can cause hazardous overload and damage the LED module.
- Electrical contact is achieved with the contact cables or the terminals of the module. Please refer to the technical data for maximum number of LED modules that can be operated on one control gear.
- In order to operate OSRAM LED modules safely, it is absolutely necessary to operate them with an electronically stabilized power supply that protects against short circuits, overload and overheating.
- In case other power supplies than OSRAM OPTOTRONIC are used, compliance to the necessary operating parameters (voltage, current, power) has to be ensured.
- Pay attention to polarity! Wrong polarity can cause destruction or malfunction of the module.
- Conducting paths on the circuit board must not be damaged or destroyed during installation.
- The LED module itself and all its components must not be stressed mechanically.
- Operation in or under water is prohibited.
- To avoid mechanical damage, the LED modules have to be attached securely to the intended mounting surface. It is recommended to avoid heavy vibration.
- In case that the LED module is equipped with a pre-mounted double-sided adhesive tape, OSRAM assumes no liability and provides no guarantee for a permanent adherence of the modules to the surface. OSRAM recommends fixation of the modules by means of suitable screws.
- Complies with IEC 61347-1 cl. 18.3, cl. 18.4, IEC 60695-2-10, IEC 60695-11-5, IEC 60695-11-10 (classification V-0)
- To ensure uniform illumination, a reflective matt white surface is generally recommended for all internal frame walls and back panels of light boxes.
- The insulation is designed for working voltage of 50 VDC.
- SELV or SELV-equivalent output control gear recommended.
- Optimal homogeneous backlighting through sidelighting for installation depth (distance between backplane of light box and surface) of 60...80 mm.
- Module contains no PVC material.
- The module may cause noises during dimming. If a dimming operation is required, it is recommended to check the dimming operation for noises before final installation.




Sales and Technical Support

Sales and Technical Support www.osram.com

Download Data

File	
	Brochures Technical application guide - IP codes in accordance with IEC 60529 (GB)
	Brochures Impressive backlighting for signage and presentation (GB)
	Certificates BX-XS-PL G15 EC Declaration of Conformity
	Declarations of conformity Manufacturer Declaration BoxLED XS Plus G15
	Installation guide Instruction Manual BoxLED XS Plus G15

Product family datasheet

	CAD data 3-dim BX-XS-PL G15 IGS
	CAD data 3-dim BX-XS-PL G15 STEP
	CAD data PDF BoxLED XS Plus G15 CAD PDF
	Eulumdat BX-XS-PL 765 G15 Eulumdat
	Eulumdat BX-XS-PL 840 G15 Eulumdat
	Eulumdat BX-XS-PL 830 G15 Eulumdat

Logistical Data

Product code	Product description	Packaging unit (Pieces/Unit)	Dimensions (length x width x height)	Volume	Gross weight
4052899269651	BX-XS-PL -765	Shipping carton box 5	410 mm x 307 mm x 291 mm	36.63 dm ³	6147.00 g
4052899269736	BX-XS-PL -840	Shipping carton box 5	410 mm x 307 mm x 291 mm	36.63 dm ³	6064.00 g
4052899269811	BX-XS-PL -830	Shipping carton box 5	410 mm x 307 mm x 291 mm	36.63 dm ³	6064.00 g

The mentioned product code describes the smallest quantity unit which can be ordered. One shipping unit can contain one or more single products. When placing an order, for the quantity please enter single or multiples of a shipping unit.

References / Links

For Guarantee see

▶ www.osram.com/guarantee

Disclaimer

Subject to change without notice. Errors and omission excepted. Always make sure to use the most recent release.